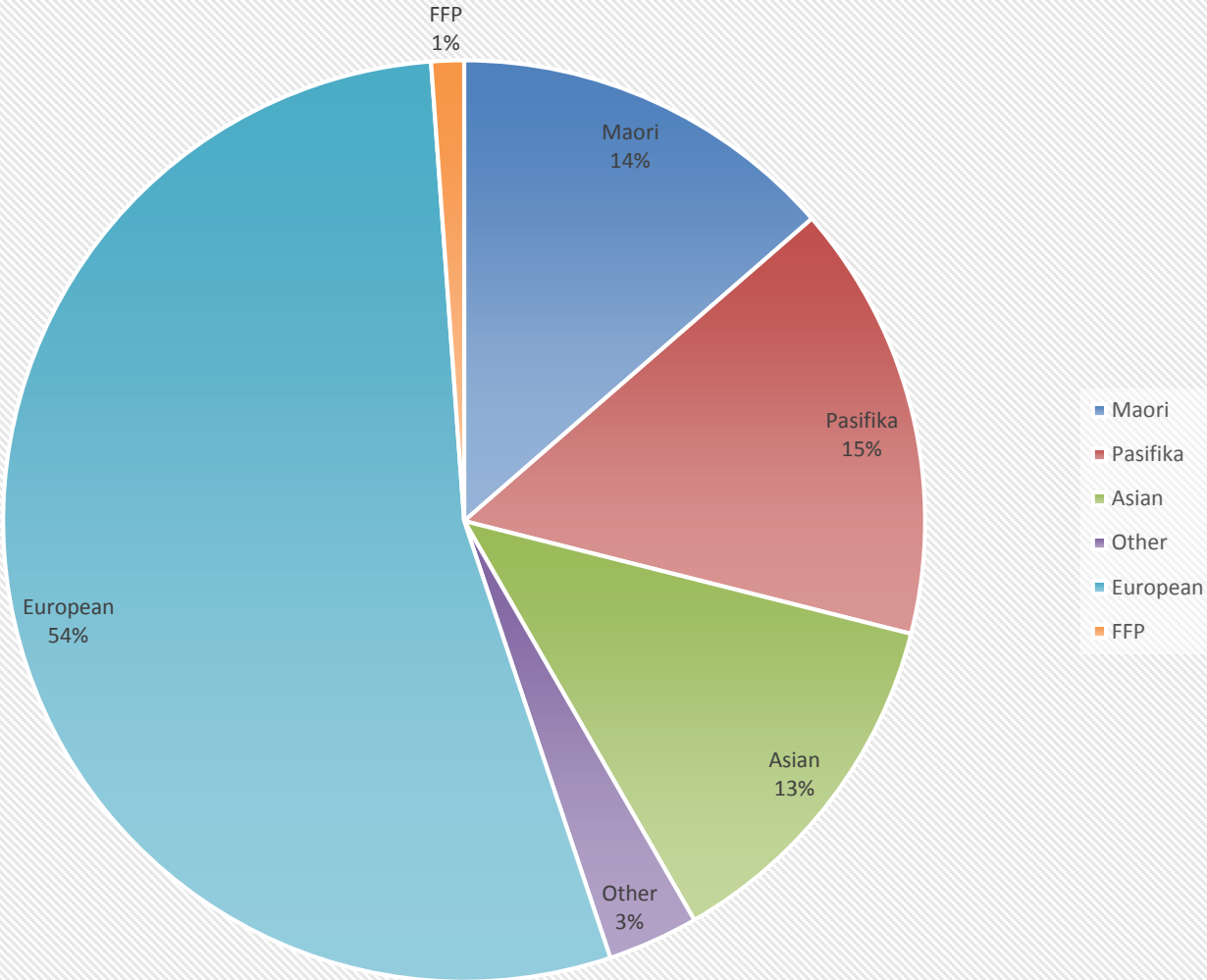


Combined Summary Ethnic Breakdown for All Catholic Schools

Maori	Pasifika	Asian	Other	European	FFP	Total roll
8996	10141	8423	2107	35703	759	66129

Catholic Schools Ethnic Percentage Summary July 2015



All Catholic Schools Ethnic July 2015

(2015 July roll return)

Sch ID	School Name	Maori	Pasifika	Asian	Other	European	FFP	Total roll
17	Pompallier Catholic College	84	18	46	9	333	11	501
33	Hato Petera College	84	1					85
35	Carmel College	61	56	211	66	632	50	1076
39	Rosmini College	89	71	167	56	636	31	1050
46	Liston College	80	155	230	49	287	38	839
47	St Dominic's College (Henderson)	87	184	212	42	312	39	876
50	St Mary's College (Ponsonby)	76	143	88	8	616	34	965
51	St Paul's College (Ponsonby)	36	219	8	1	4		268
59	Sacred Heart College (Auckland)	118	172	94	19	816	68	1287
61	Baradene College	96	89	99	18	833	45	1180
62	St Peter's College (Epsom)	125	233	235	28	691	43	1355
63	Marcellin College	39	359	144	9	35	4	590
70	Marist College	65	140	174	21	346	13	759
90	McAuley High School	57	649	33	16	4		759
94	De La Salle College	71	886	32	3	7		999
491	Sancta Maria College	48	112	395	41	397	30	1023
618	Sancta Maria Catholic Primary Sch	18	68	183	31	39		339
1082	Pompallier School	82	2	10	1	55		150
1098	St Joseph's School (Dargaville)	21	11	7		34		73
1100	Te Kura O Hato Hohepa Te Kamura	23						23
1102	Te Kura O Hata Maria (Pawarenga)	37						37
1245	Christ the King Catholic School (Ov	6	94	33	26	6		165
1297	Good Shepherd School (Balmoral)	17	40	47	11	106		221
1315	Holy Cross School (Papatoetoe)	57	409	63	30	48		607
1316	Holy Cross School (Henderson)	28	141	118	28	47		362
1359	Marist School (Mt Albert)	13	23	58	11	179		284
1360	Marist Catholic School (Herne Bay)	14	51	16	3	107		191
1376	Monte Cecilia School (Mt Roskill)	3	46	35	8	69	2	163
1382	Mt Carmel School (Meadowbank)	17	23	56	7	171		274
1411	Our Lady Sacred Heart School (Eps	5	10	53	4	156		228
1486	St Anne's School (Manurewa)	25	306	79	83	44		537
1487	St Dominic's School (Blockhouse B	10	26	89	13	104		242
1488	St Francis School (Pt.Chevalier)	22	30	31	10	170		263
1490	St Ignatius School (St Heliers)	8	9	14	7	211		249
1491	St John The Evangelist School (Ota	16	235					251
1492	St John's School (Mairangi Bay)	18	10	49	44	184		305
1493	St Joseph's School (Grey Lynn)	3	67	2	1	1		74
1494	St Joseph's School (Onehunga)	25	185	18	7	15		250
1495	St Joseph's School (Orakei)	27	17	2	2	73		121
1496	St Joseph's School (Otahuhu)	10	266	15	5	5		301
1497	St Joseph's School (Pukekohe)	46	79	41	6	215		387
1498	St Joseph's School (Takapuna)	12	13	137	22	197		381
1500	St Leo's Catholic School (Devonpor	8	4	4	4	82		102
1501	St Mark's School (Pakuranga)	17	27	133	9	61		247
1502	St Mary's School (Papakura)	62	60	44	37	77		280
1503	St Mary's School (Avondale)	12	139	35	8	6		200

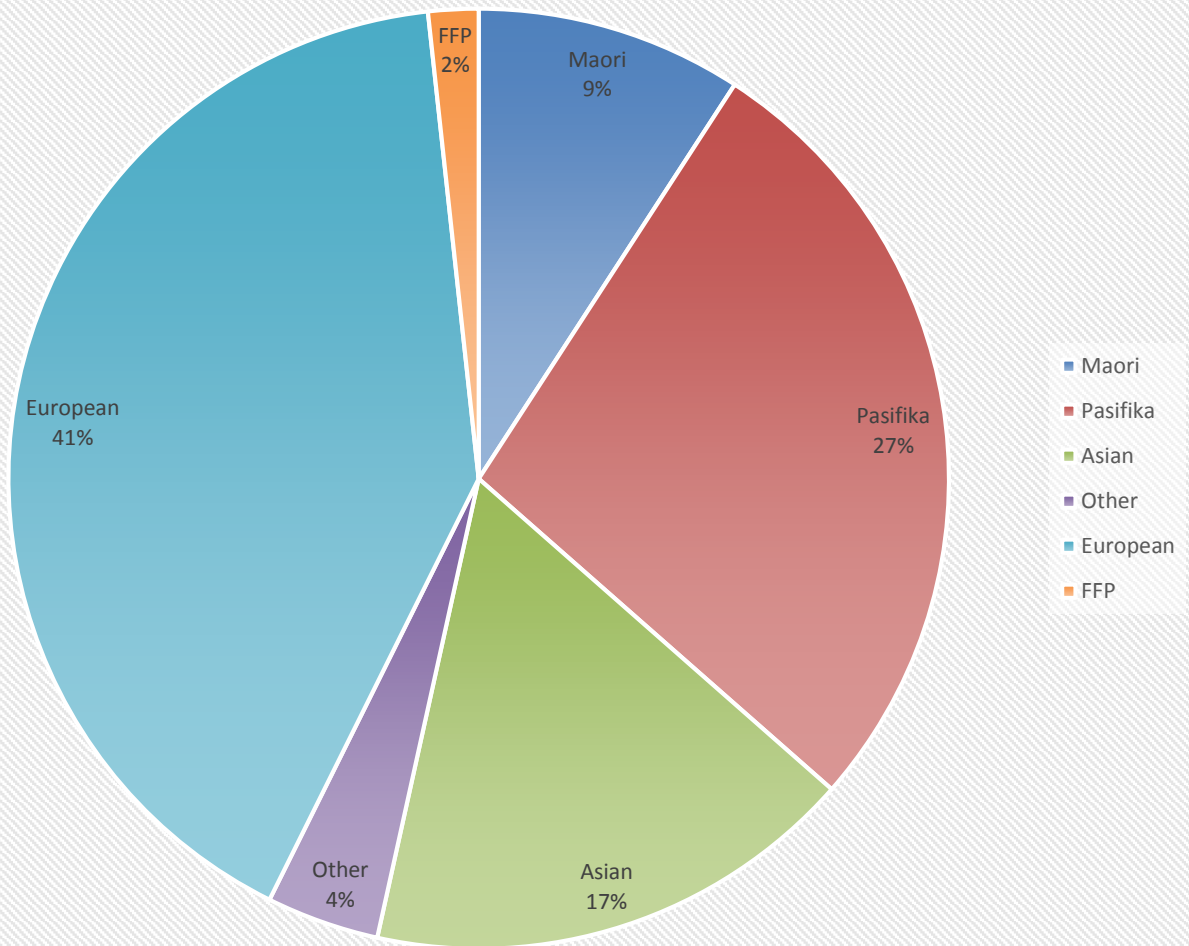
Sch ID	School Name	Maori	Pasifika	Asian	Other	European	FFP	Total roll
1504	St Mary's School (Ellerslie)	31	42	63	3	211		350
1505	St Mary's School (Northcote)	20	43	112	25	219	5	424
1506	St Michael's School (Remuera)	3	10	40	10	173		236
1507	St Patrick's School (Panmure)	10	67	29	2	1		109
1508	St Pius X School (Glen Innes)	3	112			1		116
1509	St Therese School (Three Kings)	6	89	17	9	7		128
1514	Star of the Sea School (Howick)	47	24	170	53	219	8	521
1588	St Francis Xavier Catholic School (V	142	13	49	19	289		512
1633	Mary MacKillop School	15	289	8		3		315
1643	St Paul's School (Massey)	42	86	88	16	166		398
1663	Stella Maris Primary School	24	11	14	5	221		275
1945	St Francis School (Thames)	16	2	13		68		99
136	St John's College (Hillcrest)	137	54	54	23	496	20	784
139	Sacred Heart Girls' College (Ham)	129	31	124	38	597	32	951
211	Campion College	137	12	26	2	346		523
482	Aquinas College	78	8	41	3	612	11	753
532	John Paul College	218	41	156	24	670	30	1139
1607	Bishop Edward Gaines Catholic Sch	13	5	10	2	12		42
1636	St Thomas More Catholic School	39	4	13	11	142		209
1750	St Patrick's Catholic School (Taupo	48	7	31	7	161		254
1880	St Mary's Catholic School (Otoroha	15	6	2	2	6		31
1943	St Anthony's Catholic School (Hunt	29	8	13	3	23		76
1944	St Columba's Catholic School (Fran	99	33	56	38	278		504
1946	St Joseph's Catholic School (Fairfie	52	9	16	17	244	1	339
1947	St Joseph's Catholic School (Matar	4		1		20		25
1948	St Joseph's Catholic School (Matat	35				3		38
1949	St Joseph's Catholic Sch (Morrinsvi	21	7	22	3	165		218
1950	St Joseph's Catholic School (Opotik	114	1	16	1	56		188
1951	St Joseph's Catholic School (Paeroa	6	3	3	1	38		51
1952	St Joseph's Catholic School (Te Aro	15	16	10	5	53		99
1953	St Joseph's Catholic School (Te Kui	19	8	4		61		92
1954	St Joseph's Catholic School (Waihi)	10	1	5		44		60
1955	St Joseph's Catholic School (Whaka	68	2	16	1	150		237
1957	St Mary's Catholic School (Putaruru	56	1	19	2	121		199
1958	St Mary's Catholic School (Rotorua	85	30	93	13	198	1	420
1959	St Mary's Catholic School (Taurang	57	6	53	1	296	12	425
1960	St Michael's Catholic School (Rotor	71	5	7	2	84		169
1961	St Patrick's Catholic Sch (Taumarur	33		4	8	38		83
1962	St Patrick's Catholic Sch (Te Awam	46	4	19	6	205		280
1963	St Paul's Catholic School (Ngaruaw	55	5	2		64		126
1964	St Peter Chanel Catholic Sch (Te Ra	32	19	30	5	208		294
1965	St Peter's Catholic School (Cambrid	2	4	14	7	133		160
1966	St Pius X Catholic School (Melville)	30	15	63	6	35	1	150
2094	Marian Catholic School (Hamilton)	64	41	155	19	318	8	605
2680	St Mary's Catholic School (Gisborn	55	10	30	5	94		194
174	Sacred Heart Girls' College (N Plym	90	18	25	12	519		664
175	Francis Douglas Memorial College	111	18	39	7	608	8	791
190	Cullinane College	141	6	3		146	3	299
199	Hato Paora College	76	1	2				79

Sch ID	School Name	Maori	Pasifika	Asian	Other	European	FFP	Total roll
204	St Peter's College (Palmerston Nor	83	39	63	17	343	11	556
219	Sacred Heart College (Napier)	67	37	20	2	180	4	310
222	St Joseph's Maori Girls' College	224						224
226	St John's College (Hastings)	79	31	21	6	223		360
2233	St John Bosco School (New Plymou	10	1	1	5	100		117
2235	St Joseph's School (Hawera)	29	11	28	11	148		227
2236	St Joseph's School (New Plymouth)	31	1	14	6	222		274
2237	St Joseph's School (Opunake)	48	9	35	4	166		262
2238	St Joseph's School (Stratford)	28	2	15		61		106
2239	St Joseph's School (Waitara)	35		9	2	179		225
2240	St Patrick's School (Kaponga)	51	3	2		86		142
2241	St Patrick's School (Inglewood)	7	1			14		22
2242	St Pius X School (New Plymouth)	9	1	1		61		72
2395	St Marcellin School (Wanganui)	17	6	3	14	83		123
2416	Our Lady of Lourdes School (P Nor	43	3	13	1	29		89
2447	St Anne's School (Wanganui)	25	24	18	1	67		135
2449	St James School (P North)	26	1	2	3	228		260
2451	St Joseph's School (Feilding)	28	5	22	8	144		207
2452	St Joseph's School (Patea)	35	2	4	1	95		137
2453	St Joseph's School (Taihape)	10		1		2		13
2454	St Mary's School (Wanganui)	42		2		81		125
2455	St Mary's School (Foxton)	54	7	6		122		189
2456	St Matthew's School (Marton)	12	2	4		15		33
2457	St Mary's School (P North)	6	16			11		33
2663	Reignier Catholic School	19	10	44	7	76		156
2676	St Joseph's School (Dannevirke)	33	3	10		169	4	219
2677	St Joseph's School (Hastings)	39	1	6		51		97
2678	St Joseph's School (Waipukurau)	34	23	37	2	46		142
2679	St Joseph's School (Wairoa)	10		15		70		95
2681	St Mary's School (Hastings)	49	3	7		36		95
2998	St Anthony's School (Pahiatua)	36	28	17	4	170		255
2745	St Patrick's School (Napier)	63	29	14	7	211		324
244	Chanel College	64	24	16	3	182	1	290
252	St Patrick's College (Silverstream)	110	84	50	10	472		726
256	Bishop Viard College	70	212	30	21	42		375
260	St Bernard's College	123	114	90	29	275		631
262	Sacred Heart College (Lower Hutt)	137	114	108	32	428	8	827
276	St Patrick's College (Kilbirnie)	111	144	126	51	394	13	839
284	St Catherines College (Kilbirnie)	38	59	42	37	70	3	249
286	St Mary's College (Wellington)	92	113	90	24	298	1	618
1627	St Paul's School (Richmond)	20	5	4	4	182		215
2819	Cardinal McKeefry School (Wilton)	4	5	27	4	64		104
2859	Holy Family School (Porirua)	25	133	7	1	2		168
2904	Holy Cross School (Miramar)	21	52	41	43	35		192
2941	Our Lady of Rosary School (Waiwh	43	38	36	2	94		213
2984	Sacred Heart School (Petone)	14	54	10		70		148
2985	Sacred Heart Cathedral School	11	43	68	4	101		227
2986	San Antonio School (Eastbourne)				10	25		35
2997	St Annes School (Newtown)	11	66	28	18			123

Sch ID	School Name	Maori	Pasifika	Asian	Other	European	FFP	Total roll
2999	St Anthony's School (Seatoun)	9	6	2	6	88		111
3000	St Benedict's School (Khandallah)	14	6	42	8	169		239
3001	St Bernadette's School (Naenae)	8	84	10	19			121
3002	St Bernard's School (Brooklyn)	4	2	7	1	36		50
3004	St Brendan's School (Heretaunga)	33	23	12	2	206		276
3005	St Brigids School (Johnsonville)	21	19	144	17	133		334
3006	St Francis De Sales School (Is.Bay)	17	31	38	36	168		290
3007	St Francis Xavier School (Tawa)	21	30	49	6	82		188
3008	St Joseph's School (Levin)	33	47	18	1	15		114
3009	St Joseph's School (Picton)	4				12		16
3011	St Joseph's School (Upper Hutt)	50	60	58	33	165		366
3012	St Mary's School (Blenheim)	43	33	24	2	114		216
3013	St Mary's School (Carterton)	4	6	2	3	107		122
3015	St Michael's School (Taita)	10	91	5	3	2		111
3016	St Patrick's School (Masterton)	53	15	11	2	150		231
3017	St Patrick's School (Paraparaumu)	14	14	22	3	72		125
3018	St Claudine Thevenet School	59	105	35	5	62		266
3019	St Patrick's School (Kilbirnie)	8	27	29	25	11	1	101
3020	St Peter Chanel School (Otaki)	7	2			1		10
3021	Sts Peter and Paul School (L.Hutt)	47	21	61	8	312		449
3022	St Pius X School (Titahi Bay)	33	26	2		20		81
3023	St Teresa's School (Featherston)	42	3	6	3	58		112
3024	St Teresa's School (Karori)	8	16	37	5	104		170
3025	St Theresa's School (Plimmerton)	28	23	10	7	111		179
3219	Sacred Heart School (Reefton)	4	2			20		26
3220	St Canices School (Westport)	12	4	14	4	118		152
3221	St Joseph's School (Nelson)	32	14	37	2	246		331
3222	St Peter Chanel School (Motueka)	19	1	2		35		57
3530	St Joseph's School (Kaikoura)	21	1	2	1	70		95
6975	Garin College	43	9	10	14	383	21	480
304	John Paul II High School	28	6	6	3	154		197
315	St Bedes College	68	27	47	4	639	21	806
326	Villa Maria College	55	24	56	9	610	23	777
331	St Thomas of Canterbury College	99	45	32	7	367	22	572
343	Marian College	51	19	37	5	313		425
358	Roncalli College	63	8	12	7	397	22	509
531	Catholic Cathedral College	52	60	124	13	151		400
3270	Sacred Heart School (Christchurch)	25	22	74	2	27		150
3316	Christ The King School (Burnside)	19	6	48	8	243		324
3445	New Brighton Catholic School (Chch)	36	12	2	5	102		157
3460	Our Lady of Fatima School (Chch)	25	1	23	3	174		226
3461	Our Lady of Assumption School (Chch)	14	8	8	12	248		290
3462	Our Lady of Snows School (Methven)	4		7	3	25		39
3463	Our Lady of Victories	21	10	43	6	73		153
3498	Sacred Heart School (Timaru)	25	1	15	4	141		186
3517	St Albans Catholic School (Christchurch)	11	1	5	2	79		98
3520	St Anne's School (Woolston)	18	38	21	2	36		115
3521	St Bernadette's School (Hornby)	16	41	21	3	44		125
3523	St James School (Aranui)	22	71	2		22		117

Sch ID	School Name	Maori	Pasifika	Asian	Other	European	FFP	Total roll
3527	St Joseph's School (Ashburton)	9	11	43		165		228
3528	St Joseph's School (Pleasant Point)	7	2	3		56		68
3529	St Joseph's School (Fairlie)	1	1			44		46
3531	St Joseph's School (Papanui)	28	8	40	22	325	4	427
3532	St Joseph's School (Temuka)	18	3	7		76		104
3533	St Joseph's School (Timaru)	6	1	11	3	173		194
3535	St Mary's School (Christchurch)	6	11	21	4	36		78
3536	St Mary's School (Hokitika)	35	2	9	1	108		155
3537	St Patrick's School (Bryndwr)	6		11	6	132	1	156
3538	St Patrick's School (Greymouth)	14	8	8	7	71		108
3539	St Patrick's School (Waimate)	5		6		17		28
3540	St Patrick's School (Kaiapoi)	12	4	3	1	98	1	119
3541	St Paul's School (Dallington)	12	12	7	3	125		159
3542	St Peter's School (Beckenham)	5	1	22	5	119		152
3543	St Teresa's School (Riccarton)	10	29	88	7	38		172
3544	Star of the Sea School (Christchurch)	3				65		68
4132	St Joseph's School (Rangiora)	11	5	11	1	129		157
369	St Kevins College (Oamaru)	40	20	28	6	318	7	419
397	St Peter's College (Gore)	54	4	14	7	328	17	424
408	Verdon College	141	25	35	8	458		667
536	Kavanagh College	93	67	53	16	564	26	819
557	Holy Family School (Wanaka)	8		3	5	133		149
3815	Sacred Heart School (Dunedin)	5	2	9	3	24		43
3819	St Bernadette's School (Forbury)	29	27	6	5	82		149
3820	St Brigids School (Tainui)	12	7	10		76		105
3822	St Francis Xavier School (Mornington)	8	1	4	6	81		100
3823	St Gerard's School (Alexandra)	12	7	4	2	106		131
3824	St John's School (Ranfurly)	3	3	8		45		59
3825	St Joseph's School (Oamaru)	13	22	32	6	152		225
3826	St Joseph's School (Balclutha)	6	5	7		43		61
3827	St Joseph's Cathedral School	16	19	20	9	64		128
3828	St Joseph's School (Port Chalmers)	3		1	5	13		22
3830	St Mary's School (Dunedin)	2	2	3	5	11		23
3831	St Mary's School (Milton)	19		3	1	66		89
3832	St Mary's School (Mosgiel)	9		5		127		141
3834	St Peter Chanel School (Green Island)	10	3	1	4	56		74
4013	Sacred Heart School (Waikiwi)	32	2	2	4	85		125
4016	St Joseph's School (Queenstown)	13	2	20	10	100		145
4017	St Joseph's School (Invercargill)	44	7	9		57		117
4018	St Mary's School (Gore)	24	2	8	6	147		187
4019	St Patrick's School (Nightcaps)	11				4		15
4020	St Patrick's School (Invercargill)	88	25	15	1	161		290
4021	St Teresa's School (Bluff)	13				6		19
4022	St Theresa's School (Invercargill)	41	6	14	9	205		275
4023	St Thomas School (Winton)	3		20	1	43		67
		8996	10141	8423	2107	35703	759	66129

Auckland Ethnic Breakdown July 2015



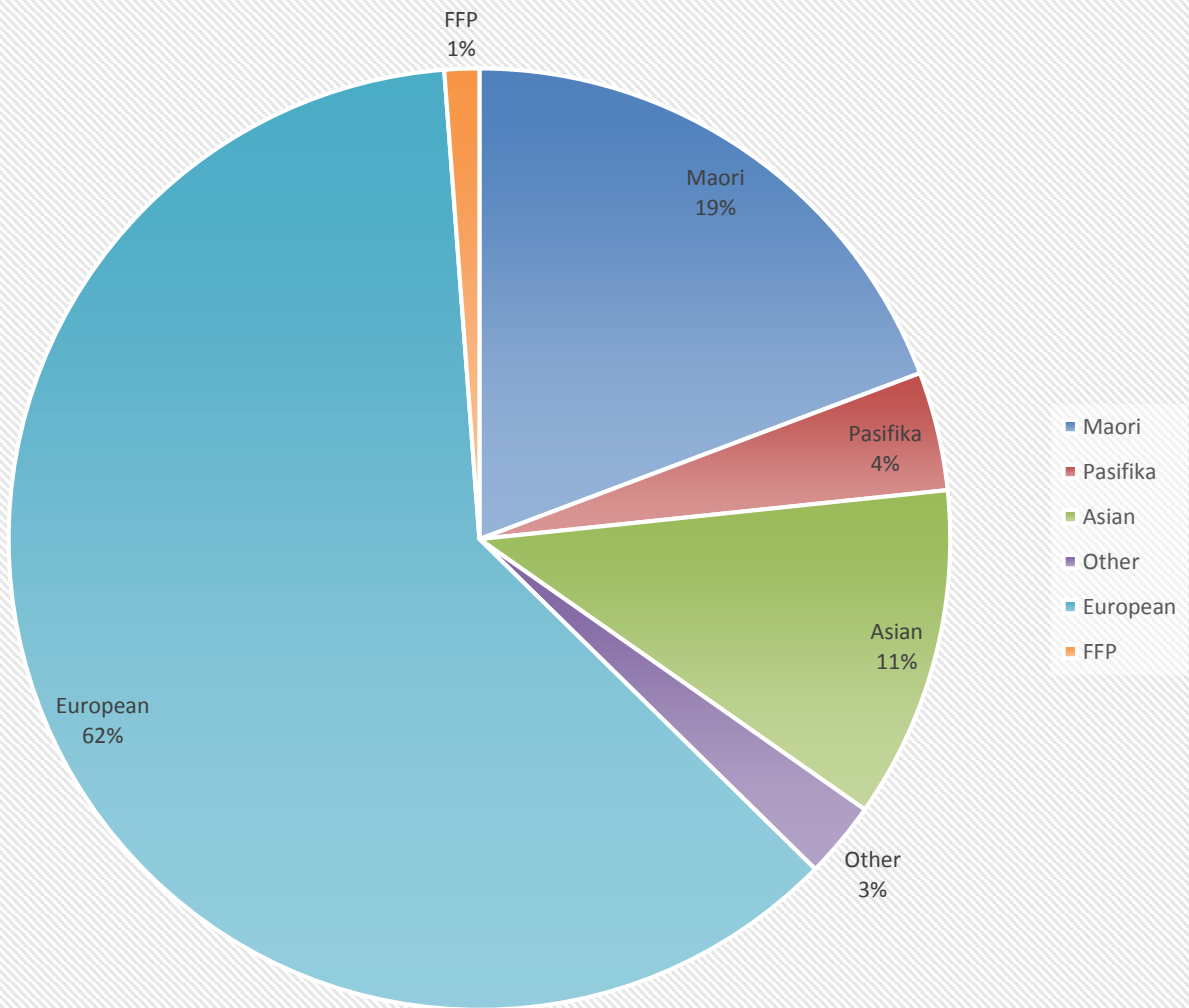
Auckland Ethnic Breakdown

(2015 July roll return)

School Numb	School Name	Maori	Pasifika	Asian	Other	European	FFP	Total roll
17	Pompallier Catholic College	84	18	46	9	333	11	501
33	Hato Petera College	84	1					85
35	Carmel College	61	56	211	66	632	50	1076
39	Rosmini College	89	71	167	56	636	31	1050
46	Liston College	80	155	230	49	287	38	839
47	St Dominic's College (Henderso	87	184	212	42	312	39	876
50	St Mary's College (Ponsonby)	76	143	88	8	616	34	965
51	St Paul's College (Ponsonby)	36	219	8	1	4		268
59	Sacred Heart College (Auckland	118	172	94	19	816	68	1287
61	Baradene College	96	89	99	18	833	45	1180
62	St Peter's College (Epsom)	125	233	235	28	691	43	1355
63	Marcellin College	39	359	144	9	35	4	590
70	Marist College	65	140	174	21	346	13	759
90	McAuley High School	57	649	33	16	4		759
94	De La Salle College	71	886	32	3	7		999
491	Sancta Maria College	48	112	395	41	397	30	1023
618	Sancta Maria Catholic Primary	18	68	183	31	39		339
1082	Pompallier School	82	2	10	1	55		150
1098	St Joseph's School (Dargaville)	21	11	7		34		73
1100	Te Kura O Hato Hohepa Te Kam	23						23
1102	Te Kura O Hata Maria (Pawarer	37						37
1245	Christ the King Catholic School	6	94	33	26	6		165
1297	Good Shepherd School (Balmor	17	40	47	11	106		221
1315	Holy Cross School (Papatoetoe	57	409	63	30	48		607
1316	Holy Cross School (Henderson)	28	141	118	28	47		362
1359	Marist School (Mt Albert)	13	23	58	11	179		284
1360	Marist Catholic School (Herne B	14	51	16	3	107		191
1376	Monte Cecilia School (Mt Roski	3	46	35	8	69	2	163
1382	Mt Carmel School (Meadowbar	17	23	56	7	171		274
1411	Our Lady Sacred Heart School (5	10	53	4	156		228
1486	St Anne's School (Manurewa)	25	306	79	83	44		537
1487	St Dominic's School (Blockhous	10	26	89	13	104		242
1488	St Francis School (Pt.Chevalier)	22	30	31	10	170		263
1490	St Ignatius School (St Heliers)	8	9	14	7	211		249
1491	St John The Evangelist School (16	235					251
1492	St John's School (Mairangi Bay)	18	10	49	44	184		305
1493	St Joseph's School (Grey Lynn)	3	67	2	1	1		74
1494	St Joseph's School (Onehunga)	25	185	18	7	15		250
1495	St Joseph's School (Orakei)	27	17	2	2	73		121
1496	St Joseph's School (Otahuhu)	10	266	15	5	5		301
1497	St Joseph's School (Pukekohe)	46	79	41	6	215		387
1498	St Joseph's School (Takapuna)	12	13	137	22	197		381
1500	St Leo's Catholic School (Devon	8	4	4	4	82		102
1501	St Mark's School (Pakuranga)	17	27	133	9	61		247
1502	St Mary's School (Papakura)	62	60	44	37	77		280
1503	St Mary's School (Avondale)	12	139	35	8	6		200

School Numb	School Name	Maori	Pasifika	Asian	Other	European	FFP	Total roll
1504	St Mary's School (Ellerslie)	31	42	63	3	211		350
1505	St Mary's School (Northcote)	20	43	112	25	219	5	424
1506	St Michael's School (Remuera)	3	10	40	10	173		236
1507	St Patrick's School (Panmure)	10	67	29	2	1		109
1508	St Pius X School (Glen Innes)	3	112			1		116
1509	St Therese School (Three Kings)	6	89	17	9	7		128
1514	Star of the Sea School (Howick)	47	24	170	53	219	8	521
1588	St Francis Xavier Catholic School	142	13	49	19	289		512
1633	Mary MacKillop School	15	289	8		3		315
1643	St Paul's School (Massey)	42	86	88	16	166		398
1663	Stella Maris Primary School	24	11	14	5	221		275
1945	St Francis School (Thames)	16	2	13		68		99
		2237	6666	4143	946	9989	421	24402

Hamilton Ethnic Breakdown July 2015

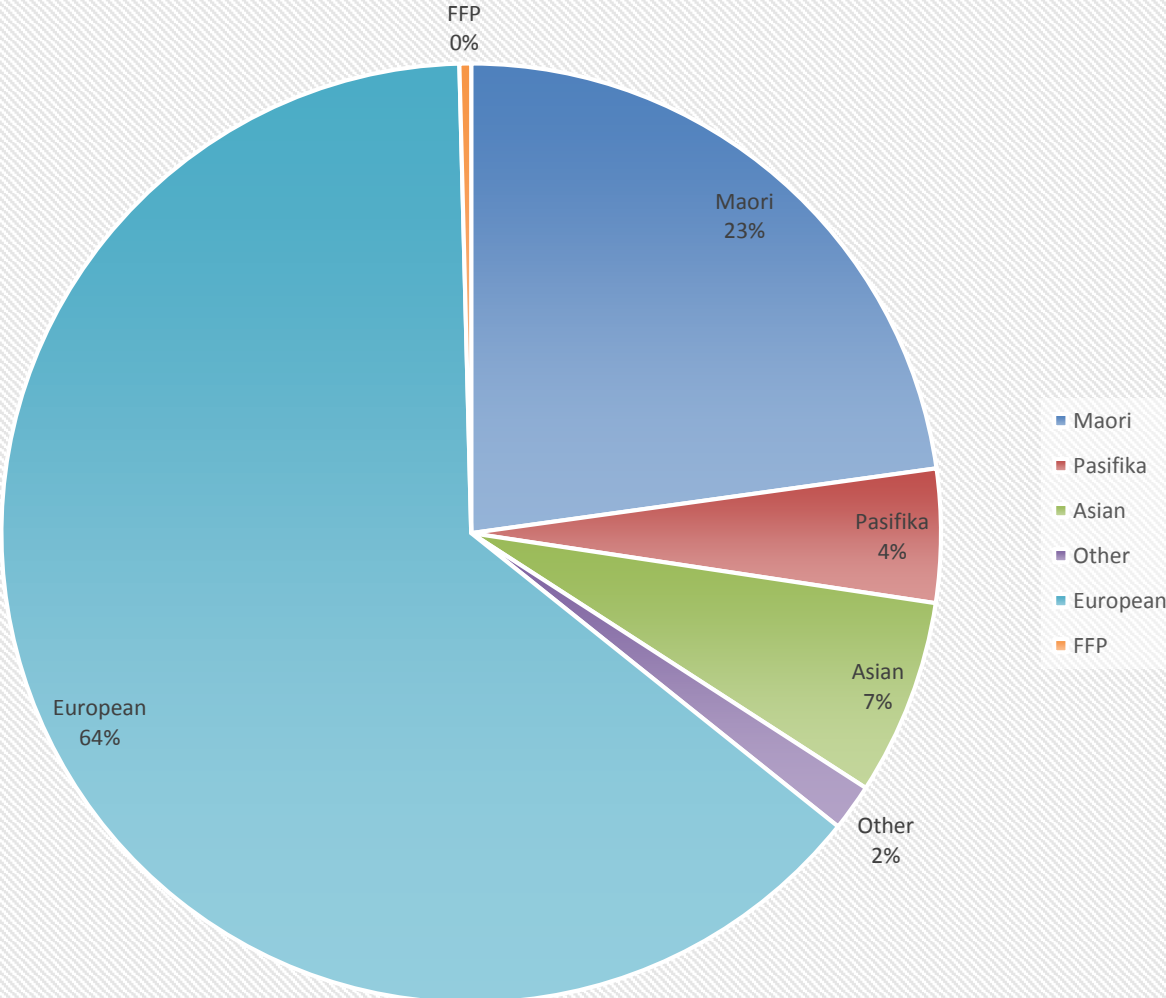


Hamilton Ethnic Breakdown

(2015 July roll return)

School Numb	School Name	Maori	Pasifika	Asian	Other	European	FFP	Total roll
136	St John's College (Hillcrest)	137	54	54	23	496	20	784
139	Sacred Heart Girls' College (Ham)	129	31	124	38	597	32	951
211	Campion College	137	12	26	2	346		523
482	Aquinas College	78	8	41	3	612	11	753
532	John Paul College	218	41	156	24	670	30	1139
1607	Bishop Edward Gaines Catholic School	13	5	10	2	12		42
1636	St Thomas More Catholic School	39	4	13	11	142		209
1750	St Patrick's Catholic School (Taupo)	48	7	31	7	161		254
1880	St Mary's Catholic School (Otorohanga)	15	6	2	2	6		31
1943	St Anthony's Catholic School (Huntly)	29	8	13	3	23		76
1944	St Columba's Catholic School (Frankton)	99	33	56	38	278		504
1946	St Joseph's Catholic School (Fairfield)	52	9	16	17	244	1	339
1947	St Joseph's Catholic School (Matamata)	4		1		20		25
1948	St Joseph's Catholic School (Matata)	35				3		38
1949	St Joseph's Catholic Sch (Morrinsville)	21	7	22	3	165		218
1950	St Joseph's Catholic School (Opotiki)	114	1	16	1	56		188
1951	St Joseph's Catholic School (Paeroa)	6	3	3	1	38		51
1952	St Joseph's Catholic School (Te Aroha)	15	16	10	5	53		99
1953	St Joseph's Catholic School (Te Kuiti)	19	8	4		61		92
1954	St Joseph's Catholic School (Waihi)	10	1	5		44		60
1955	St Joseph's Catholic School (Whakatane)	68	2	16	1	150		237
1957	St Mary's Catholic School (Putaruru)	56	1	19	2	121		199
1958	St Mary's Catholic School (Rotorua)	85	30	93	13	198	1	420
1959	St Mary's Catholic School (Tauranga)	57	6	53	1	296	12	425
1960	St Michael's Catholic School (Rotorua)	71	5	7	2	84		169
1961	St Patrick's Catholic Sch (Taumarunui)	33		4	8	38		83
1962	St Patrick's Catholic Sch (Te Awamutu)	46	4	19	6	205		280
1963	St Paul's Catholic School (Ngaruawahia)	55	5	2		64		126
1964	St Peter Chanel Catholic Sch (Te Rapa)	32	19	30	5	208		294
1965	St Peter's Catholic School (Cambridge)	2	4	14	7	133		160
1966	St Pius X Catholic School (Melville)	30	15	63	6	35	1	150
2094	Marian Catholic School (Hamilton)	64	41	155	19	318	8	605
2680	St Mary's Catholic School (Gisborne)	55	10	30	5	94		194
		1872	396	1108	255	5971	116	9718

Palmerston North Ethnic Breakdown July 2015

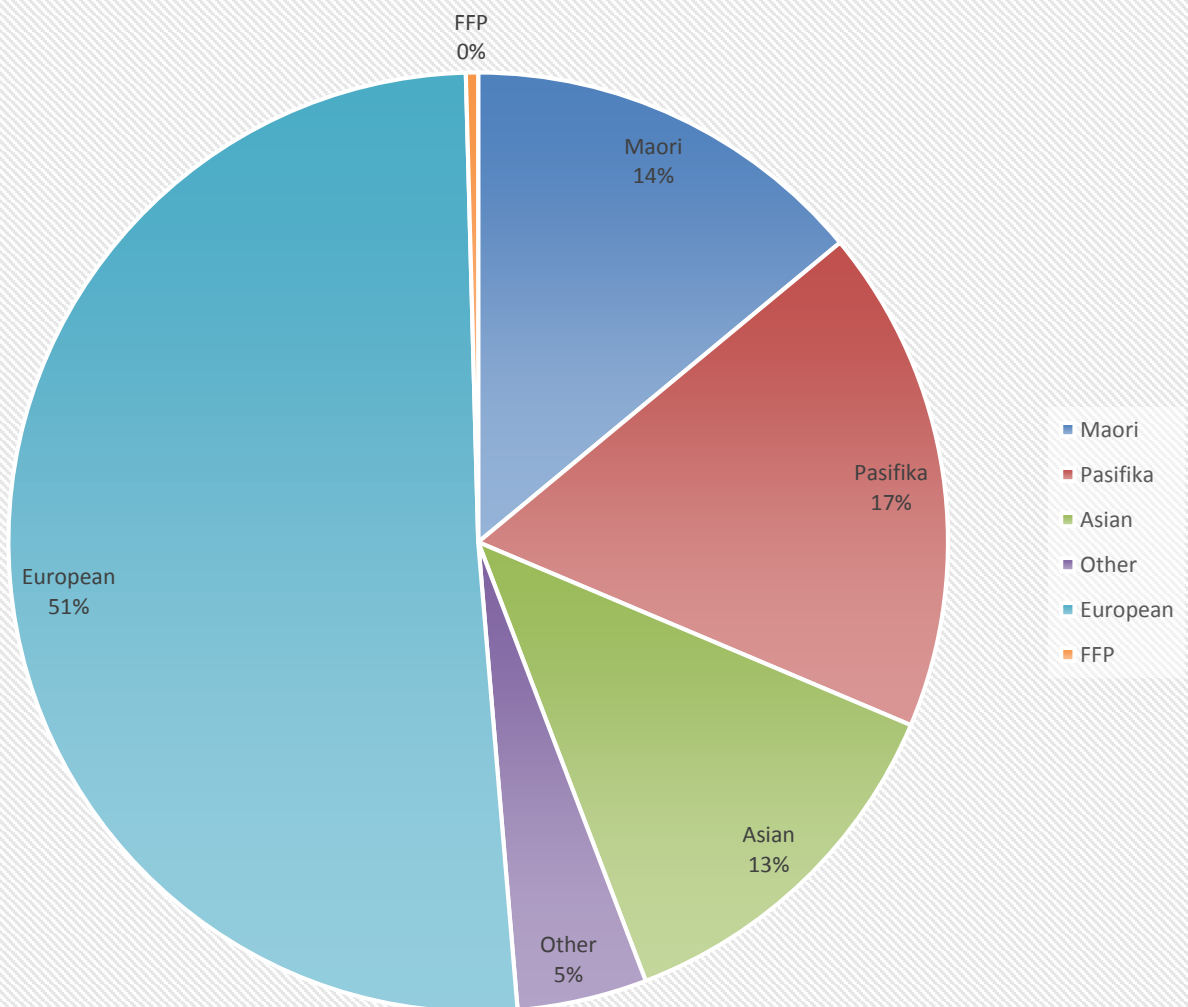


P North Ethnic Breakdown

(2015 July roll return)

School Numb	School Name	Maori	Pasifika	Asian	Other	European	FFP	Total roll
174	Sacred Heart Girls' College (N Plymouth)	90	18	25	12	519		664
175	Francis Douglas Memorial College	111	18	39	7	608	8	791
190	Cullinane College	141	6	3		146	3	299
199	Hato Paora College	76	1	2				79
204	St Peter's College (Palmerston North)	83	39	63	17	343	11	556
219	Sacred Heart College (Napier)	67	37	20	2	180	4	310
222	St Joseph's Maori Girls' College	224						224
226	St John's College (Hastings)	79	31	21	6	223		360
2233	St John Bosco School (New Plymouth)	10	1	1	5	100		117
2235	St Joseph's School (Hawera)	29	11	28	11	148		227
2236	St Joseph's School (New Plymouth)	31	1	14	6	222		274
2237	St Joseph's School (Opunake)	48	9	35	4	166		262
2238	St Joseph's School (Stratford)	28	2	15		61		106
2239	St Joseph's School (Waitara)	35		9	2	179		225
2240	St Patrick's School (Kaponga)	51	3	2		86		142
2241	St Patrick's School (Inglewood)	7	1			14		22
2242	St Pius X School (New Plymouth)	9	1	1		61		72
2395	St Marcellin School (Wanganui)	17	6	3	14	83		123
2416	Our Lady of Lourdes School (P North)	43	3	13	1	29		89
2447	St Anne's School (Wanganui)	25	24	18	1	67		135
2449	St James School (P North)	26	1	2	3	228		260
2451	St Joseph's School (Feilding)	28	5	22	8	144		207
2452	St Joseph's School (Patea)	35	2	4	1	95		137
2453	St Joseph's School (Taihape)	10		1		2		13
2454	St Mary's School (Wanganui)	42		2		81		125
2455	St Mary's School (Foxton)	54	7	6		122		189
2456	St Matthew's School (Marton)	12	2	4		15		33
2457	St Mary's School (P North)	6	16			11		33
2663	Reignier Catholic School	19	10	44	7	76		156
2676	St Joseph's School (Dannevirke)	33	3	10		169	4	219
2677	St Joseph's School (Hastings)	39	1	6		51		97
2678	St Joseph's School (Waipukurau)	34	23	37	2	46		142
2679	St Joseph's School (Wairoa)	10		15		70		95
2681	St Mary's School (Hastings)	49	3	7		36		95
2998	St Anthony's School (Pahiatua)	36	28	17	4	170		255
2745	St Patrick's School (Napier)	63	29	14	7	211		324
		1700	342	503	120	4762	30	7457

Wellington Ethnic Breakdown July 2015

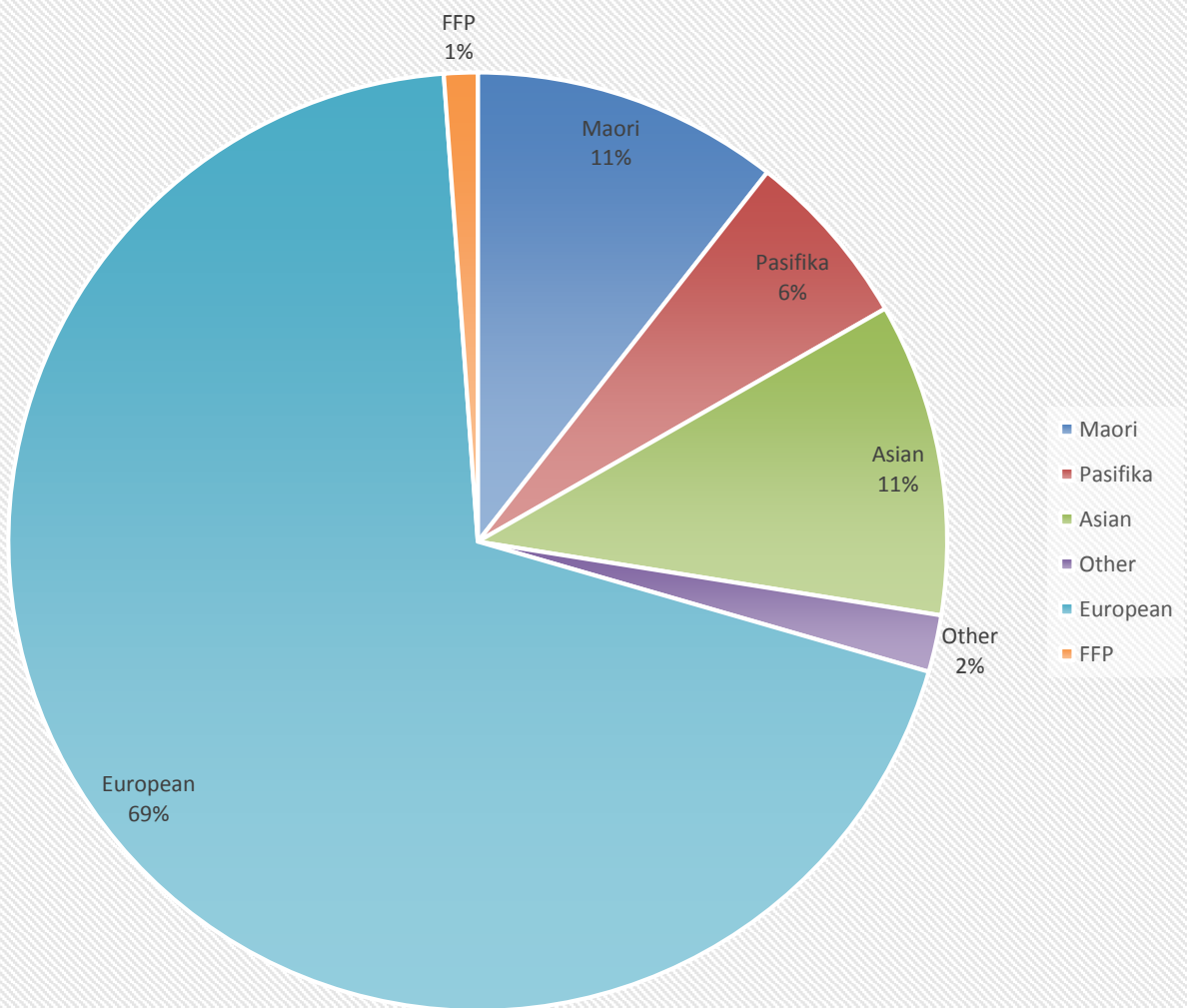


Wellington Ethnic Breakdown

(2015 July roll return)

School Numb	School Name	Maori	Pasifika	Asian	Other	European	FFP	Total roll
244	Chanel College	64	24	16	3	182	1	290
252	St Patrick's College (Silverstream)	110	84	50	10	472		726
256	Bishop Viard College	70	212	30	21	42		375
260	St Bernard's College	123	114	90	29	275		631
262	Sacred Heart College (Lower Hutt)	137	114	108	32	428	8	827
276	St Patrick's College (Kilbirnie)	111	144	126	51	394	13	839
284	St Catherines College (Kilbirnie)	38	59	42	37	70	3	249
286	St Mary's College (Wellington)	92	113	90	24	298	1	618
1627	St Paul's School (Richmond)	20	5	4	4	182		215
2819	Cardinal McKeefry School (Wilton)	4	5	27	4	64		104
2859	Holy Family School (Porirua)	25	133	7	1	2		168
2904	Holy Cross School (Miramar)	21	52	41	43	35		192
2941	Our Lady of Rosary School (Waiwhetu)	43	38	36	2	94		213
2984	Sacred Heart School (Petone)	14	54	10		70		148
2985	Sacred Heart Cathedral School	11	43	68	4	101		227
2986	San Antonio School (Eastbourne)				10	25		35
2997	St Annes School (Newtown)	11	66	28	18			123
2999	St Anthony's School (Seatoun)	9	6	2	6	88		111
3000	St Benedict's School (Khandallah)	14	6	42	8	169		239
3001	St Bernadette's School (Naenae)	8	84	10	19			121
3002	St Bernard's School (Brooklyn)	4	2	7	1	36		50
3004	St Brendan's School (Heretaunga)	33	23	12	2	206		276
3005	St Brigids School (Johnsonville)	21	19	144	17	133		334
3006	St Francis De Sales School (Is.Bay)	17	31	38	36	168		290
3007	St Francis Xavier School (Tawa)	21	30	49	6	82		188
3008	St Joseph's School (Levin)	33	47	18	1	15		114
3009	St Joseph's School (Picton)	4				12		16
3011	St Joseph's School (Upper Hutt)	50	60	58	33	165		366
3012	St Mary's School (Blenheim)	43	33	24	2	114		216
3013	St Mary's School (Carterton)	4	6	2	3	107		122
3015	St Michael's School (Taita)	10	91	5	3	2		111
3016	St Patrick's School (Masterton)	53	15	11	2	150		231
3017	St Patrick's School (Paraparaumu)	14	14	22	3	72		125
3018	St Claudine Thevenet School	59	105	35	5	62		266
3019	St Patrick's School (Kilbirnie)	8	27	29	25	11	1	101
3020	St Peter Chanel School (Otaki)	7	2			1		10
3021	Sts Peter and Paul School (L.Hutt)	47	21	61	8	312		449
3022	St Pius X School (Titahi Bay)	33	26	2		20		81
3023	St Teresa's School (Featherston)	42	3	6	3	58		112
3024	St Teresa's School (Karori)	8	16	37	5	104		170
3025	St Theresa's School (Plymerton)	28	23	10	7	111		179
3219	Sacred Heart School (Reefton)	4	2			20		26
3220	St Canices School (Westport)	12	4	14	4	118		152
3221	St Joseph's School (Nelson)	32	14	37	2	246		331
3222	St Peter Chanel School (Motueka)	19	1	2		35		57
3530	St Joseph's School (Kaikoura)	21	1	2	1	70		95
6975	Garin College	43	9	10	14	383	21	480
		1595	1981	1462	509	5804	48	11399

Christchurch Ethnic Breakdown July 2015



Christchurch Ethnic Breakdown

(2015 July roll return)

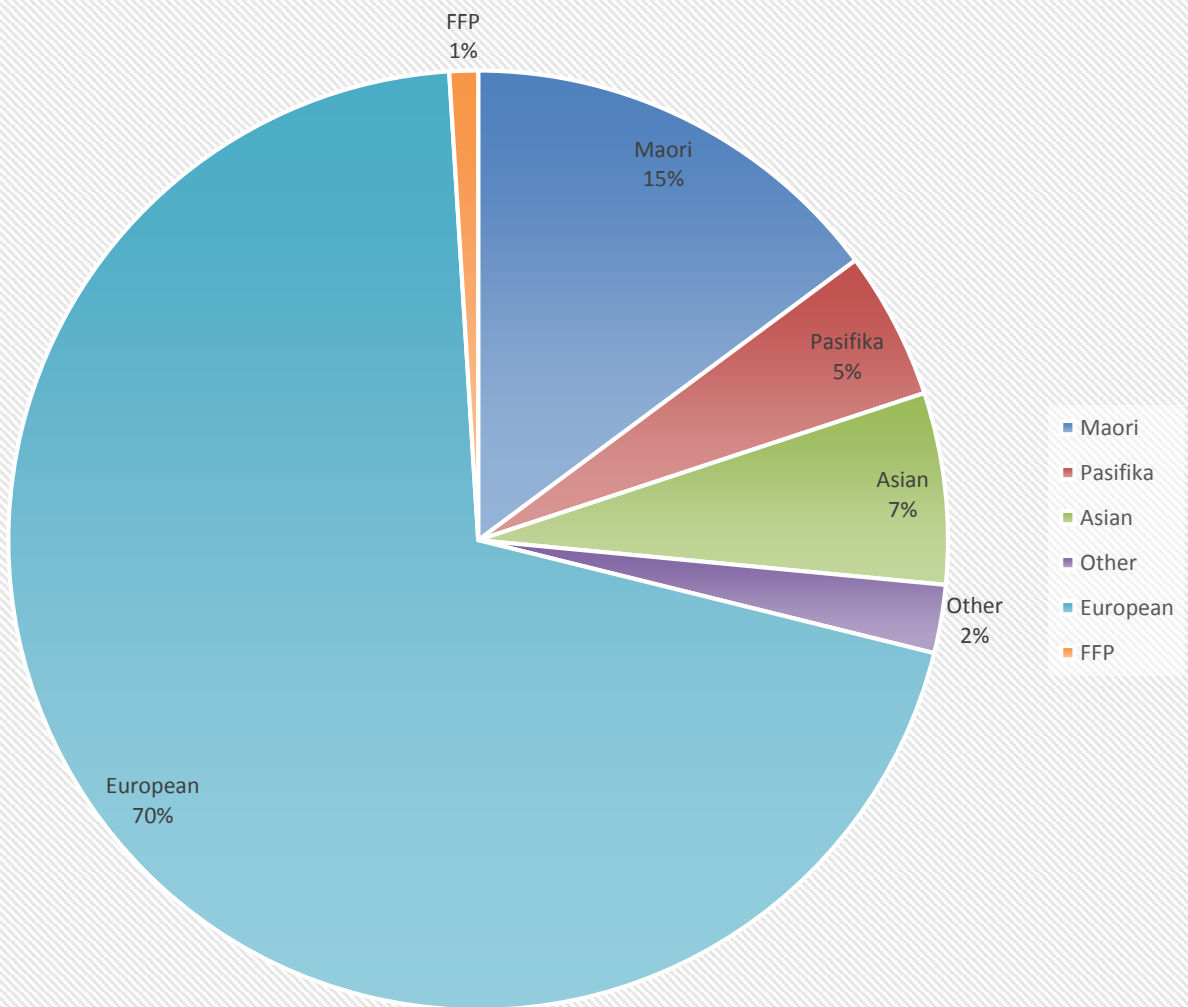
School Numb	School Name	Maori	Pasifika	Asian	Other	European	FFP	Total roll
304	John Paul II High School	28	6	6	3	154		197
315	St Bedes College	68	27	47	4	639	21	806
326	Villa Maria College	55	24	56	9	610	23	777
331	St Thomas of Canterbury College	99	45	32	7	367	22	572
343	Marian College	51	19	37	5	313		425
358	Roncalli College	63	8	12	7	397	22	509
531	Catholic Cathedral College	52	60	124	13	151		400
3270	Sacred Heart School (Christchurch)	25	22	74	2	27		150
3316	Christ The King School (Burnside)	19	6	48	8	243		324
3445	New Brighton Catholic School (Chch)	36	12	2	5	102		157
3460	Our Lady of Fatima School (Chch)	25	1	23	3	174		226
3461	Our Lady of Assumption School (Chch)	14	8	8	12	248		290
3462	Our Lady of Snows School (Methven)	4		7	3	25		39
3463	Our Lady of Victories	21	10	43	6	73		153
3498	Sacred Heart School (Timaru)	25	1	15	4	141		186
3517	St Albans Catholic School (Christchurch)	11	1	5	2	79		98
3520	St Anne's School (Woolston)	18	38	21	2	36		115
3521	St Bernadette's School (Hornby)	16	41	21	3	44		125
3523	St James School (Aranui)	22	71	2		22		117
3527	St Joseph's School (Ashburton)	9	11	43		165		228
3528	St Joseph's School (Pleasant Point)	7	2	3		56		68
3529	St Joseph's School (Fairlie)	1	1			44		46
3531	St Joseph's School (Papanui)	28	8	40	22	325	4	427
3532	St Joseph's School (Temuka)	18	3	7		76		104
3533	St Joseph's School (Timaru)	6	1	11	3	173		194
3535	St Mary's School (Christchurch)	6	11	21	4	36		78
3536	St Mary's School (Hokitika)	35	2	9	1	108		155
3537	St Patrick's School (Bryndwr)	6		11	6	132	1	156
3538	St Patrick's School (Greymouth)	14	8	8	7	71		108
3539	St Patrick's School (Waimate)	5		6		17		28
3540	St Patrick's School (Kaiapoi)	12	4	3	1	98	1	119
3541	St Paul's School (Dallington)	12	12	7	3	125		159
3542	St Peter's School (Beckenham)	5	1	22	5	119		152
3543	St Teresa's School (Riccarton)	10	29	88	7	38		172
3544	Star of the Sea School (Christchurch)	3				65		68
4132	St Joseph's School (Rangiora)	11	5	11	1	129		157
		840	498	873	158	5622	94	8085

Dunedin Ethnic Breakdown

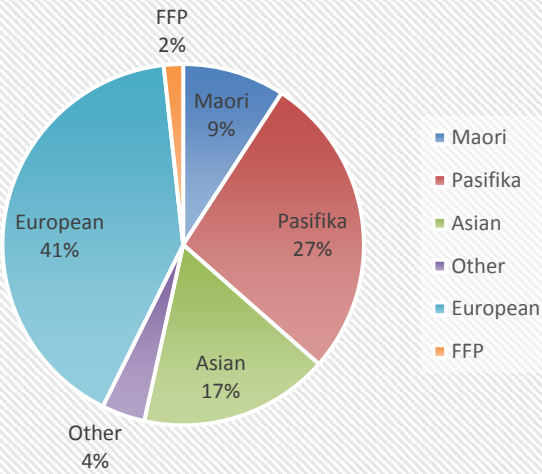
(2015 July roll return)

School Numb	School Name	Maori	Pasifika	Asian	Other	European	FFP	Total roll
369	St Kevins College (Oamaru)	40	20	28	6	318	7	419
397	St Peter's College (Gore)	54	4	14	7	328	17	424
408	Verdon College	141	25	35	8	458		667
536	Kavanagh College	93	67	53	16	564	26	819
557	Holy Family School (Wanaka)	8		3	5	133		149
3815	Sacred Heart School (Dunedin)	5	2	9	3	24		43
3819	St Bernadette's School (Forbury)	29	27	6	5	82		149
3820	St Brigids School (Tainui)	12	7	10		76		105
3822	St Francis Xavier School (Mornington)	8	1	4	6	81		100
3823	St Gerard's School (Alexandra)	12	7	4	2	106		131
3824	St John's School (Ranfurly)	3	3	8		45		59
3825	St Joseph's School (Oamaru)	13	22	32	6	152		225
3826	St Joseph's School (Balclutha)	6	5	7		43		61
3827	St Joseph's Cathedral School	16	19	20	9	64		128
3828	St Joseph's School (Port Chalmers)	3		1	5	13		22
3830	St Mary's School (Dunedin)	2	2	3	5	11		23
3831	St Mary's School (Milton)	19		3	1	66		89
3832	St Mary's School (Mosgiel)	9		5		127		141
3834	St Peter Chanel School (Green Island)	10	3	1	4	56		74
4013	Sacred Heart School (Waikiwi)	32	2	2	4	85		125
4016	St Joseph's School (Queenstown)	13	2	20	10	100		145
4017	St Joseph's School (Invercargill)	44	7	9		57		117
4018	St Mary's School (Gore)	24	2	8	6	147		187
4019	St Patrick's School (Nightcaps)	11				4		15
4020	St Patrick's School (Invercargill)	88	25	15	1	161		290
4021	St Teresa's School (Bluff)	13				6		19
4022	St Theresa's School (Invercargill)	41	6	14	9	205		275
4023	St Thomas School (Winton)	3		20	1	43		67
		752	258	334	119	3555	50	5068

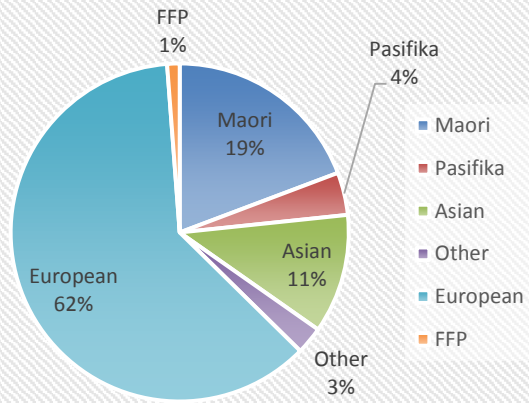
Dunedin Ethnic Breakdown July 2015



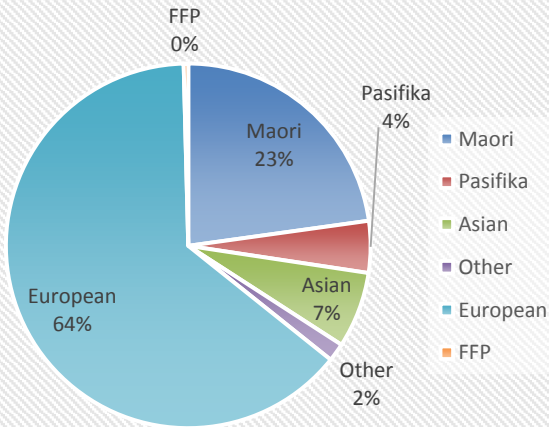
Auckland Ethnic Breakdown July 2015



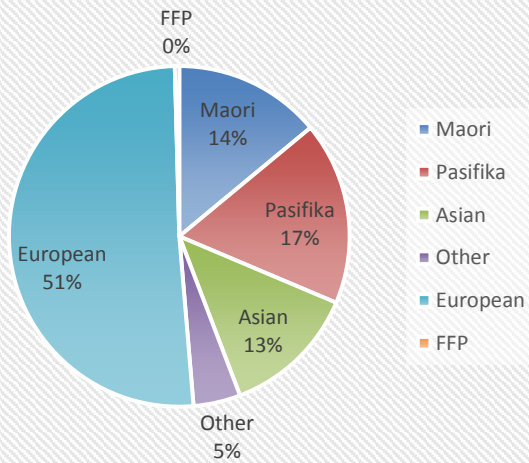
Hamilton Ethnic Breakdown July 2015



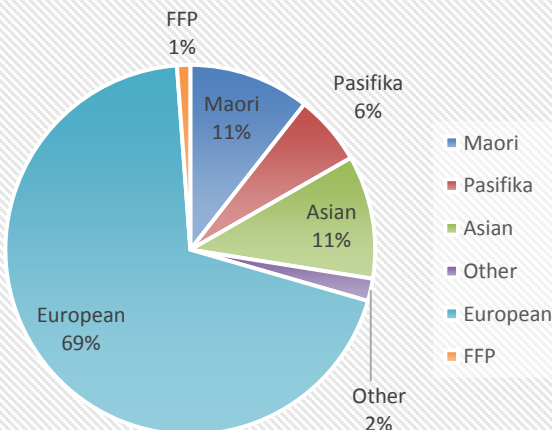
Palmerston North Ethnic Breakdown July 2015



Wellington Ethnic Breakdown July 2015



Christchurch Ethnic Breakdown July 2015



Dunedin Ethnic Breakdown July 2015

